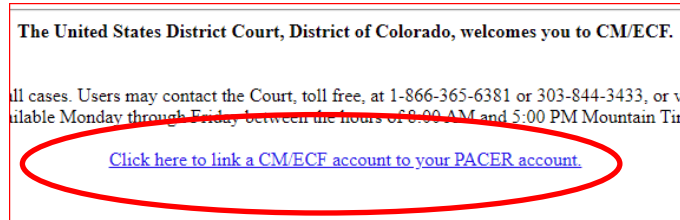


Link your upgraded PACER Account to your CM/ECF Account

On August 2, 2021, you MUST link your CM/ECF account to your individual, upgraded PACER account. Please follow the instructions below.

1. Go to CM/ECF at <https://ecf.cod.uscourts.gov>. On the initial splash page, click on "[Click here to link a CM/ECF account to your PACER account](#)", found under the court information:

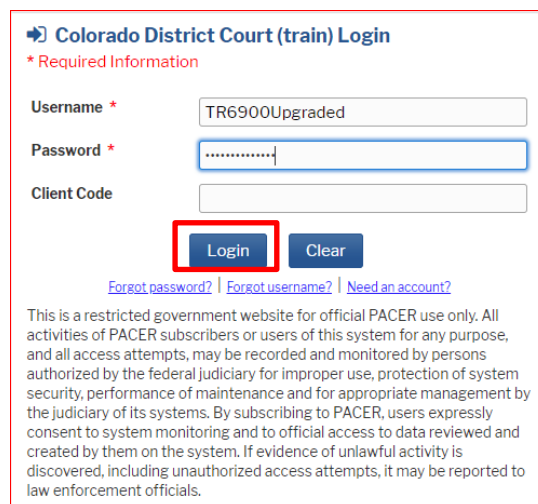


The United States District Court, District of Colorado, welcomes you to CME/CF.

all cases. Users may contact the Court, toll free, at 1-866-365-6381 or 303-844-3433, or via email at ecf@cod.uscourts.gov. The Court is available Monday through Friday between the hours of 9:00 AM and 5:00 PM Mountain Time.

[Click here to link a CM/ECF account to your PACER account.](#)

2. You will be redirected to the PACER login page, where you will enter your upgraded PACER credentials and select "Login":



➔ Colorado District Court (train) Login

* Required Information

Username *

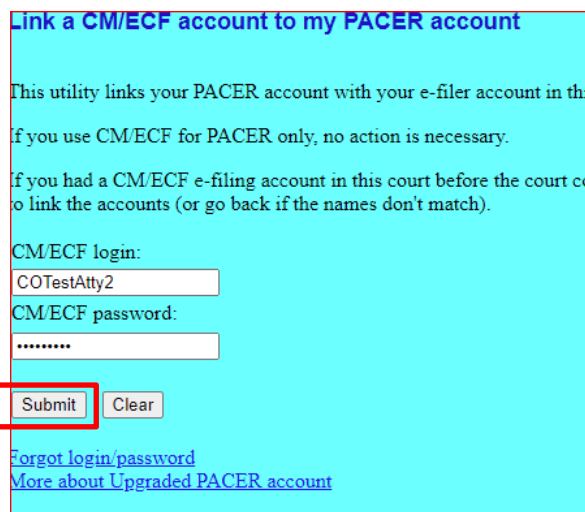
Password *

Client Code

[Forgot password?](#) | [Forgot username?](#) | [Need an account?](#)

This is a restricted government website for official PACER use only. All activities of PACER subscribers or users of this system for any purpose, and all access attempts, may be recorded and monitored by persons authorized by the federal judiciary for improper use, protection of system security, performance of maintenance and for appropriate management by the judiciary of its systems. By subscribing to PACER, users expressly consent to system monitoring and to official access to data reviewed and created by them on the system. If evidence of unlawful activity is discovered, including unauthorized access attempts, it may be reported to law enforcement officials.

3. Enter your current CM/ECF account and password, then click "Submit":



Link a CM/ECF account to my PACER account

This utility links your PACER account with your e-filer account in this court. If you use CM/ECF for PACER only, no action is necessary. If you had a CM/ECF e-filing account in this court before the court converted to PACER, you may need to link the accounts (or go back if the names don't match).

CM/ECF login:

CM/ECF password:

[Forgot login/password](#)
[More about Upgraded PACER account](#)

- * Your ECF login name begins with “co”, and the password is whatever you designated on your application. If you have forgotten your login and/or password, call the Clerk’s Office at 303-844-3433 or email cod_cmecf@cod.uscourts.gov.

4. Verify your account information, then click on “Submit”:

Link a CM/ECF account to my PACER account

Do you want to link these accounts?

CM/ECF ColoradoTest AttorneyTwo
PACER Humbert Humbert

After you submit this screen, your old e-filing credentials for the CM/ECF account will be replaced by your PACER credentials.

5. You will receive the following confirmation that your PACER and CM/ECF accounts have been properly linked:

Link a CM/ECF account to my PACER account

Your PACER account has been linked to your CM/ECF account

6. You may now return to <https://ecf.cod.uscourts.gov> and log in using your PACER user name and password.

****REMINDER: You will now only use your new PACER username and password to login to both PACER and CM/ECF.****